

IPEDS 2023-24 Data Collection System

IPEDS HELP DESK (877) 225-2568 | ipedshelp@rti.org
OMB NO. 1850-0582 v.32 : Approval Expires 8/31/2025
User ID: p1970451

Student Financial Aid 2023-24

Institution: Utica University (197045)

User ID: p1970451

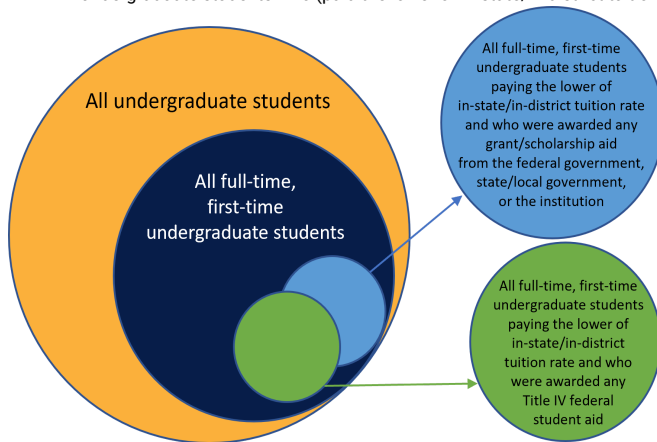
Overview

IPEDS Student Financial Aid Component Overview - Academic Reporters

Welcome to the Student Financial Aid (SFA) survey component. The purpose of the SFA component is to collect information about financial aid provided to various groups of undergraduate students and military/veteran educational benefits for all students at your institution.

Data Reporting Reminders:

- Report data to accurately reflect the period corresponding with the IPEDS survey component, even if such reporting is seemingly inconsistent with prior-year reporting.
- Undergraduate Student Counts
You will be asked to report information for:
 - All undergraduate students
 - Full-time, first-time degree/certificate-seeking undergraduate students (FTFT)
 - FTFT undergraduate students who (paid the lower of in-state/in-district tuition rate for public institutions and) were awarded any grant/scholarship aid from the federal government, state/local government, or the institution
 - FTFT undergraduate students who (paid the lower of in-state/in-district tuition rate for public institutions and) were awarded any Title IV federal student aid



- COA Revisions
Revisions to Cost of Attendance (COA) used to calculate the net price of attendance can be made in this component. Consult the instructions and screens to make sure you are reporting the correct aid amounts for the correct groups of students.
- College Affordability and Transparency Lists
Net price amounts calculated in SFA will be used to populate the U.S. Department of Education's College Affordability and Transparency lists.
- Interactive Edits and Error Messages
SFA contains interactive edits that will check for blank fields, invalid values, or values that fall outside expected ranges. Some error messages will require you to confirm or explain the values that you entered. Some error messages are fatal and will require you to contact the IPEDS Help Desk at (877) 225-2568 for resolution.
- Context Boxes
You will find optional text boxes throughout SFA. Context boxes allow you to provide more information about the data you enter. Some of these context boxes may be made available to the public on College Navigator, so make sure that the information you enter can be understood easily by students, parents, and the public.

Changes to reporting:

The following changes were implemented for the 2023-24 data collection period:

- Removed the 'Groups terminology'
- Renumbered lines on screens and in instructions
- Reiterated instructions on what is reported in each part for specific students and reporting periods
- Rephrased "room and board" terminology in survey materials to "food and housing," including Glossary terms
- Added FAQ regarding inclusion of incarcerated students
- Revised FAQ regarding experimental site participants

Resources:

- To download the survey materials for this component: [Survey Materials](#)
- To access your prior year data submission for this component: [Reported Data](#)

If you have questions about completing this survey, please contact the IPEDS Help Desk at 1-877-225-2568.

Institution: Utica University (197045)

Section 1: Part A - Establish Your Student Counts

Part A - Establish Your Student Counts

Instructions:

In the fields below, report the number of students enrolled in Fall 2022.

Reporting Reminders:

- Part A establishes student counts.
- The numbers on this screen are carried forward to other parts of the Student Financial Aid Survey component and checked for consistency with data reported in other survey components.

		YOUR CURRENT YEAR DATA	YOUR PRIOR YEAR DATA
		Fall 2022	Fall 2021
02	i All undergraduate students	<input type="text" value="2,678"/>	2,986
03	All degree/certificate-seeking undergraduate students Of those on line 02, those who are degree/certificate-seeking	<input type="text" value="2,529"/>	
04	Of those on line 02, those who are non-degree/non-certificate-seeking (Line 02 – Line 03)	149	
05	All full-time, first-time degree certificate-seeking undergraduate students Of those on line 03, those who are full-time, first-time	<input type="text" value="434"/>	456
06	Of those on line 05, those awarded any: <ul style="list-style-type: none"> • <u>Federal Work Study</u>, • <u>Loans to students</u>, • Grant or scholarship aid from the federal government, state/local government, the institution, or • Other sources known to the institution 	<input type="text" value="425"/>	449
07	Of those on line 05, those awarded any: <ul style="list-style-type: none"> • <u>loans to students</u> or • Grant or scholarship aid from the federal government, state/local government, or the institution 	<input type="text" value="425"/>	449
08	Of those on line 05, those (paying the lower of in-state or in-district tuition rate for public institutions) who were awarded grant or scholarship aid from the federal government, state/local government, or the institution	<input type="text" value="423"/>	442
09	Of those on line 05, those (paying the lower of in-state or in-district tuition rate for public institutions) who were awarded any <u>Title IV federal student aid</u>	<input type="text" value="356"/>	374

Section 1: Part B - Student Counts and Financial Aid Award Amounts

Part B - Enter Student Counts and Financial Aid Award Amounts

For this part, report:

For These Students	The Following Type(s) of Aid	Awarded in This Period
<ul style="list-style-type: none"> All undergraduate students enrolled in Fall 2022 for the 2022-23 academic year as defined by the institution 	<ul style="list-style-type: none"> Grant or scholarship aid from: <ul style="list-style-type: none"> federal government state/local government the institution other sources known to the institution Loans to students from: <ul style="list-style-type: none"> the federal government 	<ul style="list-style-type: none"> Any time during academic year 2022-23
Information from Part A		Fall 2022
All undergraduate students (This number is carried forward from Part A, Line 02.)		2,678
Degree/certificate-seeking undergraduate students (This number is carried forward from Part A, Line 03.)		2,529
Non-degree/non-certificate-seeking undergraduate students (This number is carried forward from Part A, Line 04.)		149

In the fields below, report the student counts and the total amount of aid awarded for each aid type and student category.

Aid Type		2022-23											
		All undergraduate students				All degree/certificate-seeking undergraduates				All non-degree/non-certificate-seeking undergraduates			
		Number students who were awarded aid	Percentage of students who were awarded aid	Total amount of aid awarded	Average amount of aid awarded (Col.3/Col.1)	Number students who were awarded aid	Percentage of students who were awarded aid	Total amount of aid awarded	Average amount of aid awarded (Col.7/Col.5)	Number students who were awarded aid (Col.1-Col.5)	Percentage of students who were awarded aid	Total amount of aid awarded (Col.3-Col.7)	Average amount of aid awarded
		Col. 1	Col. 2	Col. 3	Col. 4	Col. 5	Col. 6	Col. 7	Col. 8	Col. 9	Col. 10	Col. 11	Col. 12
01	Grant or scholarship aid from the federal government, state/local government, the institution, and other sources known to the institution (Do NOT include federal student loans)	1,931	72	23,176,343	12,002	1,931	76	23,176,343	12,002	0	0	0	
02	Federal Pell Grants	793	30	3,779,882	4,767	793	31	3,779,882	4,767	0	0	0	
03	Federal loans to students	1,775	66	17,766,166	10,009	1,775	70	17,766,166	10,009	0	0	0	

You may use the box below to provide additional context for the data you have reported above. Context notes will be posted on the College Navigator website. Therefore, you should write all context notes using proper grammar (e.g., complete sentences with punctuation) and common language that can be easily understood by students and parents (e.g., spell out acronyms).

Non-applicable

Section 1: Part C, Page 2 - full-time, first-time degree/certificate-seeking undergraduate students

Part C, Page 2 - Enter Information about full-time, first-time degree/certificate-seeking undergraduate students.

For this part, report:


For These Students	The Following Type(s) of Aid	Awarded in This Period
<ul style="list-style-type: none"> Full-time, first-time degree/certificate-seeking undergraduate students enrolled in Fall 2022 for the 2022-23 academic year as defined by the institution 	<ul style="list-style-type: none"> Grant or scholarship aid from: <ul style="list-style-type: none"> federal government state/local government the institution Loans to students from: <ul style="list-style-type: none"> the federal government other sources, including private or other loans Do not include: <ul style="list-style-type: none"> grant or scholarship aid from private or other sources PLUS loans or loans made to anyone other than the student 	<ul style="list-style-type: none"> Any time during academic year 2022-23

Information from Part A		Fall 2022
Full-time, first-time degree/certificate-seeking undergraduate students (This number is carried forward from Part A, Line 05)		434
(This number is carried forward from Part A, Line 06)	<ul style="list-style-type: none"> Full-time, first-time degree/certificate-seeking undergraduate students awarded: <ul style="list-style-type: none"> Federal Work Study Loans to students Grant or scholarship aid from the federal government, state/local government, or the institution Other sources known to the institution 	425
(This number is carried forward from Part A, Line 07)	<ul style="list-style-type: none"> Full-time, first-time degree/certificate-seeking undergraduate students awarded: <ul style="list-style-type: none"> Loans to students Grant or scholarship aid from the federal government, state/local government, or the institution 	425
(This number is carried forward from Part A, Line 08)	<ul style="list-style-type: none"> Full-time, first-time degree/certificate-seeking undergraduate students who paying the lower of in-state or in-district tuition rate for public institutions were awarded: <ul style="list-style-type: none"> Grant or scholarship aid from the federal government, state/local government, or the institution 	423

In the fields below, report the number of full-time, first-time degree/certificate-seeking undergraduate students and the total amount of aid awarded for each type of aid. Enter unduplicated student counts within a each aid category (e.g., Federal Pell Grants). However, a student can appear in more than one aid category.

Aid Type		Full-time, first-time degree/certificate-seeking undergraduate students (Part A, Line 05)				
		CURRENT YEAR DATA				YOUR PRIOR YEAR DATA
		Fall 2022				Fall 2021
		Number of FTFT students awarded aid	Percentage of FTFT students awarded aid	Total amount of aid awarded to FTFT students	Average amount of aid awarded to FTFT students	Average amount of aid awarded to FTFT students
01	Grants or scholarships from the federal government, state/local government, or the institution	<input type="text" value="423"/>	97	6,023,934	14,241	13,939
02	<u>Federal grants</u> and scholarship aid	<input type="text" value="164"/>	38	817,833	4,987	4,654
03	Federal <u>Pell Grants</u>	<input type="text" value="164"/>	38	<input type="text" value="777,893"/>	4,743	4,883
04	<u>Other federal grants</u> and scholarship aid	<input type="text" value="31"/>	7	<input type="text" value="39,940"/>	1,288	607
05	<u>State/local government grant</u> or <u>scholarship aid</u> (includes <u>fellowships</u> /tuition waivers/exemptions)	<input type="text" value="157"/>	36	<input type="text" value="574,566"/>	3,660	3,689
06	<u>Institutional grant</u> or <u>scholarship aid</u> (includes <u>fellowships</u> /tuition waivers/exemptions)	<input type="text" value="411"/>	95	<input type="text" value="4,631,535"/>	11,269	10,539
07	<u>Loans to students</u>	<input type="text" value="326"/>	75	4,355,837	13,361	11,391
08	Federal loans to students	<input type="text" value="322"/>	74	<input type="text" value="3,272,744"/>	10,164	8,909

09	Other loans to students (including private loans)	75	17	1,083,093	14,441	14,226
----	--	----	----	-----------	--------	--------

 You may use the box below to provide additional context for the data you have reported above. Context notes will be posted on the College Navigator website. Therefore, you should write all context notes using proper grammar (e.g., complete sentences with punctuation) and common language that can be easily understood by students and parents (e.g., spell out acronyms).

Non-applicable ▼

Section 1: Comparison Chart

Comparison Chart

Reporting Reminders:

- Based on the information reported on the previous screens for all undergraduate students and full-time, first-time degree/certificate-seeking undergraduate students, this comparison chart seeks to help institutions check their reported data. Assuming the information reported is correct, the calculated fields for 'All Other Undergraduate students' should be the balance. Similarly, comparison chart values for all degree/certificate and all non-degree/ certificate undergraduates should match the total reported in columns 1-4 in Section 1, Part B. If the balance does not check with your institution's calculations, please correct your reported numbers before moving forward with the completion of the SFA survey component.
- Data for all degree/certificate seeking undergraduate students and full-time, first-time undergraduate students are published on College Navigator.

Note:

- Data for the 'all other degree/certificate undergraduate' students and all non-degree/certificate undergraduate students will appear in the IPEDS Data Center for data users, but not in College Navigator.

		Fall 2022	Academic Year 2022-23	Academic Year 2022-23
		Number of students	Federal Pell grants	Federal Student Loans
01	All degree/certificate seeking undergraduate students	2,529		
02	Number of students awarded aid		793	1,775
03	Percentage awarded aid		31	70
04	Total amount of aid awarded		3,779,882	17,766,166
05	Average amount of aid awarded		4,767	10,009
06	Full-time, first-time degree/certificate seeking undergraduate students	434		
07	Number of students awarded aid		164	322
08	Percentage awarded aid		38	74
09	Total amount of aid awarded		777,893	3,272,744
10	Average amount of aid awarded		4,743	10,164
11	All other degree/certificate seeking undergraduate students	2,095		
12	Number of students awarded aid		629	1,453
13	Percentage awarded aid		30	69
14	Total amount of aid awarded		3,001,989	14,493,422
15	Average amount of aid awarded		4,773	9,975
16	All non-degree/non-certificate-seeking undergraduate students	149		
17	Number of students awarded aid		0	0
18	Percentage awarded aid		0	0
19	Total amount of aid awarded		0	0
20	Average amount of aid awarded			

Section 1: Cost of Attendance

Cost of attendance for full-time, first-time undergraduate students

Reporting Reminders:

- These numbers are carried forward from Institutional Characteristics (IC) Survey and should only be changed if an error was made in the reporting.
- Please review the amounts below for accuracy and consistency with your institution's records. These data will be made available to the public on College Navigator. If your institution participates in any Title IV programs (Federal Pell Grant, Federal Direct Loan, etc.), all information must be reported.
- Estimates of expenses for books and supplies, food and housing, and other expenses are those from the **Cost of Attendance report** used by the financial aid office in determining financial need. Please talk to your IC Survey data reporter before changing these numbers to ensure the data is correct.

Charges for full academic year	2020-21	2021-22	2022-23
Published <u>tuition</u> and <u>required fees</u>:			
Tuition	21,560	23,264	23,208
Required fees	700	950	1,100
Tuition + fees total	22,260	24,214	24,308
<u>Books and supplies</u>			
	1,400	780	810
<u>On-campus:</u>			
<u>Food and housing</u>	12,108	12,572	12,667
<u>Other expenses</u>	1,877	1,877	1,933
Food and housing and other expenses	13,985	14,449	14,600
<u>Off-campus (not with family):</u>			
<u>Food and housing</u>	12,500	12,500	12,500
<u>Other expenses</u>	3,015	3,015	3,033
Food and housing and other expenses	15,515	15,515	15,533
<u>Off-campus (with family):</u>			
<u>Other expenses</u>	3,015	3,015	3,033

Section 1: Part D

Part D - Enter information about full-time, first-time degree/certificate-seeking undergraduate students paying the lower of in-state or in-district tuition rate who were awarded grant or scholarship aid from the following sources: the federal government, state/local government, or the institution

Reporting Reminders:

- The information you report in this part will be used in Part F to calculate average institutional net price.
- Do not include students who received HEERF grants only.
- For this part, report:

For These Students	The Following Type(s) of Aid	Awarded in This Period
<ul style="list-style-type: none"> • Full-time, first-time degree/certificate-seeking undergraduate students enrolled in Fall 2022 for the 2022-23 academic year as defined by the institution paying the lower of in-state or in-district tuition rate for public institutions who were awarded grant or scholarship aid from the following sources: the federal government, state/local government, or the institution • Do not include students awarded only grant or scholarship aid from private or other sources, or students awarded only non-grant aid 	<ul style="list-style-type: none"> • Grant or scholarship aid from: <ul style="list-style-type: none"> ◦ federal government ◦ state/local government ◦ the institution • Do not include: <ul style="list-style-type: none"> ◦ grant or scholarship aid from private or other sources ◦ federal student loans ◦ parent PLUS loans ◦ private loans ◦ HEERF grants ◦ Federal Work Study amounts 	<ul style="list-style-type: none"> • Any time during academic year 2022-23

In the fields below, report the number of full-time, first-time degree/certificate-seeking undergraduate students paying the lower of in-state or in-district tuition rate awarded grant or scholarship aid from the following sources: the federal government, state/local government, or the institution with each type of living arrangement and the total amount of grant or scholarship aid from the federal government, state/local government, or the institution awarded to these students. Do not include HEERF grants.

Information from Part A:		YOUR PRIOR YEAR DATA 2020-21	YOUR PRIOR YEAR DATA 2021-22	YOUR CURRENT YEAR DATA 2022-23
01	Full-time, first-time degree/certificate-seeking undergraduate students paying the lower of in-state or in-district tuition rate for public institutions who were awarded grant or scholarship aid from the following sources: the federal government, state/local government, or the institution (This number is carried forward from Part A, Line 08)	486	442	423
Report the number of these students from Part A, Line 08 with the following living arrangements:		YOUR PRIOR YEAR DATA 2020-21	YOUR PRIOR YEAR DATA 2021-22	YOUR CURRENT YEAR DATA 2022-23
02	<u>On-campus</u>	345	310	308
03	<u>Off-campus (with family)</u>	118	122	109
04	<u>Off-campus (not with family)</u>	23	10	6
05	Unknown (calculated) This value is calculated using the following formula: Line 01 - (Line 02 +Line 03 +Line 04)	0	0	0
06	Report the total amount of grant or scholarship aid from the federal government, state/local government, or the institution awarded to these students. Do not include HEERF grants.	6,181,661	6,161,047	6,023,934
07	Average grant or scholarship aid from the federal government, state/local government, or the institution awarded to full-time, first-time degree/certificate undergraduate students (calculated value). This value is calculated using the following formula: Line 06/Line 01	12,719	13,939	14,241

You may use the box below to provide additional context for the data you have reported above. Context notes will be posted on the College Navigator website. Therefore, you should write all context notes using proper grammar (e.g., complete sentences with punctuation) and common language that can be easily understood by students and parents (e.g., spell out acronyms).

Non-applicable

Section 1: Part E

Part E – Enter Information about full-time, first-time degree/certificate-seeking undergraduate students paying the lower of in-state or in-district tuition rate awarded any Title IV federal student aid, including federal grants or federal student loans.

Reporting Reminders:

- The information you report in this part will be used in Part G to calculate average institutional net price by income level.
- Do not include students who received HEERF grants only.
- For this part, report:

For These Students	The Following Type(s) of Aid	Awarded in This Period
<ul style="list-style-type: none"> • Full-time, first-time degree/certificate-seeking undergraduate students enrolled Fall 2022 for the 2022-23 academic year as defined by the institution paying the lower of in-state or in-district tuition rate for public institutions who were awarded any Title IV federal student aid 	<ul style="list-style-type: none"> • Grant or scholarship aid from: <ul style="list-style-type: none"> ◦ federal government ◦ state/local government ◦ the institution • Do not include: <ul style="list-style-type: none"> ◦ grant or scholarship aid from private or other sources ◦ federal student loans ◦ parent PLUS loans ◦ private loans ◦ HEERF grants ◦ Federal Work Study amounts 	<ul style="list-style-type: none"> • Any time during academic year 2022-23

- In the fields below, report the number of full-time, first-time degree/certificate-seeking undergraduate students awarded any Title IV students with each type of living arrangement and the total amount of grant or scholarship aid from the federal government, state/local government, or the institution awarded to these students by income level.

Information from Part A:		2020-21	2021-22	2022-23
01	Full-time, first-time degree/certificate-seeking undergraduate students paying the lower of in-state or in-district tuition rate for public institutions who were awarded any Title IV federal student aid (This number is carried forward from Part A, Line 09) Report the number of these students with the following living arrangements:	407	374	356
Report the number of these students from Part A, Line 09 with the following living arrangements:		YOUR PRIOR YEAR DATA	YOUR PRIOR YEAR DATA	YOUR CURRENT YEAR DATA
		2020-21	2021-22	2022-23
02	<u>On-campus</u>	302	261	260
03	<u>Off-campus (with family)</u>	87	106	89
04	<u>Off-campus (not with family)</u>	18	7	7
05	Unknown (calculated) This value is calculated using the formula: [Line 01 - (Line 02 +Line 03 + Line 04)]	0	0	0


Full-Time, First-Time Degree/Certificate Undergraduates Awarded Title IV Aid

2020-21				
Income level	Number of students awarded any Title IV aid	Of those in Column 1, the number awarded any grant or scholarship aid from the following sources: the federal government, state/local government, or the institution	For those in Column 1, the total amount of grant or scholarship aid awarded from the following sources: the federal government, state/local government, or the institution	i Average amount of federal, state/local, and institutional grant or scholarship aid awarded to students in Column 1
	Col. 1	Col. 2	Col. 3	Col. 4
01 \$0-30,000	96	96	1,765,792	18,394
02 \$30,001-48,000	59	59	1,079,092	18,290
03 \$48,001-75,000	72	72	1,145,121	15,904
04 \$75,001-110,000	56	55	644,202	11,504
05 \$110,001 and more	124	119	905,795	7,305
06 Total all income levels	407	401	5,540,002	13,612

2021-22				
Income level	Number of students awarded any Title IV aid	Of those in Column 1, the number awarded any grant or scholarship aid from the following sources: the federal government, state/local government, or the institution	For those in Column 1, the total amount of grant or scholarship aid awarded from the following sources: the federal government, state/local government, or the institution	i Average amount of federal, state/local, and institutional grant or scholarship aid awarded to students in Column 1

Income level		Col. 1	Col. 2	Col. 3	Col. 4
01	\$0-30,000	85	85	1,839,734	21,644
02	\$30,001-48,000	62	62	1,218,750	19,657
03	\$48,001-75,000	55	55	840,948	15,290
04	\$75,001-110,000	54	54	720,746	13,347
05	\$110,001 and more	118	111	922,296	7,816
06	Total all income levels	374	367	5,542,474	14,819

2022-23						
Income level		Number of students awarded any Title IV aid	Of those in Column 1, the number awarded any grant or scholarship aid from the following sources: the federal government, state/local government, or the institution	For those in Column 1, the total amount of grant or scholarship aid awarded from the following sources: the federal government, state/local government, or the institution	Average amount of federal, state/local, and institutional grant or scholarship aid awarded to students in Column 1	
Income level		Col. 1	Col. 2	Col. 3	Col. 4	
01	\$0-30,000	62	62	1,262,338	<input checked="" type="checkbox"/>	20,360
02	\$30,001-48,000	43	43	967,055		22,490
03	\$48,001-75,000	69	68	1,185,064		17,175
04	\$75,001-110,000	54	54	750,986		13,907
05	\$110,001 and more	128	127	1,166,003		9,109
06	Total all income levels	356	354	5,331,446		14,976

 You may use the box below to provide additional context for the data you have reported above. Context notes will be posted on the College Navigator website. Therefore, you should write all context notes using proper grammar (e.g., complete sentences with punctuation) and common language that can be easily understood by students and parents (e.g., spell out acronyms).

Non-applicable

Section 1: Part F

Part F – Net Price Calculation for Full-time, first-time degree/certificate-seeking undergraduate students awarded grant or scholarship aid from the federal government, state/local government, or the institution

Note:

- The following net price calculation is based on information that your institution reported in the Institutional Characteristics and Student Financial Aid components. For more information about the data your institution reported in the Institutional Characteristics component, please contact your institution's IPEDS Keyholder.

Cost of attendance components		YOUR PRIOR YEAR DATA	YOUR PRIOR YEAR DATA	YOUR CURRENT YEAR DATA
		2020-21	2021-22	2022-23
01	Published <u>tuition</u> and <u>required fees</u> (lower of in-state or in-district tuition rate for public institutions)	22,260	24,214	24,308
02	<u>Books and supplies</u>	1,400	780	810
03	<u>Food and housing</u> and <u>other expenses</u> by living arrangement			
	03a <u>On-campus</u>	13,985	14,449	14,600
	03b <u>Off-campus (with family)</u>	3,015	3,015	3,033
	03c <u>Off-campus (not with family)</u>	15,515	15,515	15,533
04	Number of these students by living arrangement	YOUR PRIOR YEAR DATA	YOUR PRIOR YEAR DATA	YOUR CURRENT YEAR DATA
		2020-21	2021-22	2022-23
	04a <u>On-campus</u>	345	310	308
	04b <u>Off-campus (with family)</u>	118	122	109
	04c <u>Off-campus (not with family)</u>	23	10	6
	04d Unknown	0	0	0
05	Weighted average for food and housing and other expenses by number of students for each living arrangement (excluding unknown values) See instructions for the formula for this calculation	11,394	11,317	11,633
06	Total cost of attendance This value is calculated using the following formula: [F01+F02+F05]	35,054	36,311	36,751
07	Average amount of grant or scholarship aid awarded to these students from the following sources: the federal government, state/local government, and the institution	12,719	13,939	14,241
08	Average institutional <u>net price</u> for these students This value is calculated using the following formula: [F06-F07]	22,335	22,372	22,510

As required by the *Higher Education Act of 1965, as amended*, these amounts will be posted on the U.S. Department of Education's College Navigator website and used in the U.S. Department of Education's College Affordability and Transparency Lists.

You may use the box below to provide additional context for the data you have reported above. Context notes will be posted on the College Navigator website. Therefore, you should write all context notes using proper grammar (e.g., complete sentences with punctuation) and common language that can be easily understood by students and parents (e.g., spell out acronyms).

Non-applicable ▼

Section 1: Part G

Part G – Net Price Calculation for Full-time, first-time degree/certificate-seeking undergraduate students awarded any Title IV federal student aid.

Note:

- The following net price calculation is based on information that your institution reported in the Institutional Characteristics and Student Financial Aid components. For more information about the data your institution reported in the Institutional Characteristics survey component, please contact your institution's IPEDS Keyholder.

Cost of attendance of components		YOUR PRIOR YEAR DATA	YOUR PRIOR YEAR DATA	YOUR CURRENT YEAR DATA
		2020-21	2021-22	2022-23
01	Published <u>tuition</u> and <u>required fees</u> (lower of in-state or in-district tuition rate for public institutions)	22,260	24,214	24,308
02	<u>Books and supplies</u>	1,400	780	810
03	<u>Food</u> and <u>housing</u> and <u>other expenses</u> by living arrangement			
	03a <u>On-campus</u>	13,985	14,449	14,600
	03b <u>Off-campus (with family)</u>	3,015	3,015	3,033
	03c <u>Off-campus (not with family)</u>	15,515	15,515	15,533
04	Number of these students by living arrangement			
	04a <u>On-campus</u>	302	261	260
	04b <u>Off-campus (with family)</u>	87	106	89
	04c <u>Off-campus (not with family)</u>	18	7	7
	04d Unknown	0	0	0
05	Weighted average for food and housing and other expenses by number of students for each living arrangement (excluding unknown values) See instructions for the formula for this calculation	11,708	11,228	11,727
06	Total cost of attendance by income level This value is calculated using the following formula: [G01+G02+G05]	35,368	36,222	36,845
07	Average amount of grant or scholarship aid awarded to these students from the following sources: the federal government, state/local government, and the institution			
	07a \$0-30,000	18,394	21,644	20,360
	07b \$30,001-48,000	18,290	19,657	22,490
	07c \$48,001-75,000	15,904	15,290	17,175
	07d \$75,001-110,000	11,504	13,347	13,907
	07e \$110,001 and more	7,305	7,816	9,109
	07f Total all income levels	13,612	14,819	14,976
08	Average institutional <u>net price</u> for full-time, first-time degree/certificate-seeking undergraduate students (paying the lower of in-state or in-district tuition rate for public institutions) who were awarded any Title IV federal student aid by income level. This value is calculated using the following formula: [G06-G07]			
	08a \$0-30,000	16,974	14,578	16,485
	08b \$30,001-48,000	17,078	16,565	14,355
	08c \$48,001-75,000	19,464	20,932	19,670
	08d \$75,001-110,000	23,864	22,875	22,938
	08e \$110,001 and more	28,063	28,406	27,736
	08f Total all income levels	21,756	21,403	21,869

As required by the *Higher Education Act of 1965, as amended*, these amounts will be posted on the U.S. Department of Education's College Navigator website.

You may use the box below to provide additional context for the data you have reported above. Context notes will be posted on the College Navigator website. Therefore, you should write all context notes using proper grammar (e.g., complete sentences with punctuation) and common language that can be easily understood by students and parents (e.g., spell out acronyms).

Non-applicable



Section 2: Military Servicemembers and Veteran's Benefits - Undergraduate and Graduate Students

Section 2: Military Servicemembers and Veteran's Benefits - Undergraduate and Graduate Students

Important Note:

- Report for **Post-9/11 GI Bill Benefits**: July 1, 2022 - June 30, 2023.
- Report for **Department of Defense Tuition Assistance Program**: October 1, 2022 - September 30, 2023

Reporting Reminders:

- Report program student counts and disbursed amounts known to the institution for the Veteran's Affairs and Department of Defense programs listed.
- Report unduplicated student counts within a category (e.g., Post 9/11 GI Bill Benefits), however, a student can appear in both categories (i.e., a student can be counted as a Post 9/11 GI Bill Benefits recipient and a Department of Defense Tuition Assistance recipient).
- Student recipients can also include eligible dependents.
- Consult with your campus certifying official, who may not be in the student financial aid office.
- For Post-9/11 GI Bill Benefits, do not include the matching institutional aid provided through the [Yellow Ribbon Program](#) if your school participated.
- Do not leave a cell blank. Enter zero (0) if your institution did not have beneficiaries for the financial assistance program or program level.

Type of benefit/assistance	YOUR CURRENT YEAR DATA			YOUR PRIOR YEAR DATA
	2022-23			2021-22
	Number of students receiving benefits/assistance	Total dollar amount of benefits/assistance disbursed through the institution	Average dollar amount of benefits/assistance disbursed through the institution	Average dollar amount of benefits/assistance disbursed through the institution
	(1)	(2)	(3)	
<u>Post-9/11 GI Bill Benefits</u>				
Undergraduate students	<input type="text" value="98"/>	<input type="text" value="1,267,339"/>	12,932	12,155
Graduate students	<input type="text" value="41"/>	<input type="text" value="628,963"/>	15,341	7,761
Total	139	1,896,302	13,642	10,957
<u>Department of Defense Tuition Assistance Program</u>				
Undergraduate students	<input type="text" value="0"/>	<input type="text" value="0"/>		3,563
Graduate students	<input type="text" value="1"/>	<input type="text" value="2,755"/>	<input checked="" type="checkbox"/> 2,755	1,063
Total	1	2,755	2,755	1,896

Institution: Utica University (197045)

User ID: p1970451

Prepared by

Prepared by

Reporting Reminders:

- The name of the preparer is being collected so that we can follow up with the appropriate person in the event that there are questions concerning the data.
- The Keyholder will be copied on all email correspondence to other preparers.
- The time it took to prepare this component is being collected so that we can continue to improve our estimate of the reporting burden associated with IPEDS.
- Please include in your estimate the time it took for you to review instructions, query and search data sources, complete and review the component, and submit the data through the Data Collection System.
- Thank you for your assistance.

This survey component was prepared by:

<input checked="" type="radio"/>	Keyholder	<input type="radio"/>	SFA Contact	<input type="radio"/>	HR Contact
<input type="radio"/>	Finance Contact	<input type="radio"/>	Academic Library Contact	<input type="radio"/>	Other
Name: Kathleen Novak					
Email: knovak@utica.edu					

How many staff from your institution only were involved in the data collection and reporting process of this survey component?

Number of Staff (including yourself)

How many hours did you and others from your institution only spend on each of the steps below when responding to this survey component?
Exclude the hours spent collecting data for state and other reporting purposes.

Staff member	Collecting Data Needed	Revising Data to Match IPEDS Requirements	Entering Data	Revising and Locking Data
Your office	<input type="text" value="2.00"/> hours	<input type="text" value="2.00"/> hours	<input type="text" value="1.00"/> hours	<input type="text" value="1.00"/> hours
Other offices	<input type="text" value="6.00"/> hours	<input type="text" value="2.00"/> hours	<input type="text"/> hours	<input type="text"/> hours

Summary

Student Financial Aid Component Summary

The purpose of this summary is to provide you an opportunity to view some of the data that, when accepted through the IPEDS quality control process, will appear on the [College Navigator](#) website and/or your institution's Data Feedback Report (DFR). In addition, all data reported in IPEDS survey components become publicly available through the [IPEDS Use the Data](#) and appear as aggregated statistics in various Department of Education reports. [College Navigator](#) is updated approximately three months after the data collection period closes and DFRs will be available through the [IPEDS Use the Data](#) and sent to your institution's CEO at the end of 2024.

Please review your data for accuracy. If you have questions about the data displayed below or after reviewing the data reported on the survey screens, please contact the IPEDS Help Desk at: 1-877-225-2568 or ipedshelp@rti.org.

GENERAL INFORMATION	
Reporter Type	Academic
Calendar System	Semester
Award Levels Offered	Postsecondary awards, certificates, or diplomas of 300-899 clock hours... Associate's degree Bachelor's degree Postbaccalaureate certificate Master's degree Doctor's degree - professional practice Full-time Undergraduate
Levels of Enrollment Offered	Full-time First-time, degree/certificate-seeking Undergraduate Full-time Graduate (not including doctor's professional) Part-time Undergraduate Part-time First-time, degree/certificate-seeking Undergraduate Part-time Graduate (not including doctor's professional) Doctor's degree - professional practice programs
System	No system

Financial Aid Information Summary				
		Fall 2022	Academic Year 2022-23	Academic Year 2022-23
		Number of students	Federal Pell grants	Federal Student Loans
01	All degree/certificate seeking undergraduate students	2,529		
02	Number of students awarded aid		793	1,775
03	Percentage awarded aid		31	70
04	Total amount of aid awarded		3,779,882	17,766,166
05	Average amount of aid awarded		4,767	10,009
06	Full-time, first-time degree/certificate seeking undergraduate students	434		
07	Number of students awarded aid		164	322
08	Percentage awarded aid		38	74
09	Total amount of aid awarded		777,893	3,272,744
10	Average amount of aid awarded		4,743	10,164
11	All other degree/certificate seeking undergraduate students	2,095		
12	Number of students awarded aid		629	1,453
13	Percentage awarded aid		30	69
14	Total amount of aid awarded		3,001,989	14,493,422
15	Average amount of aid awarded		4,773	9,975
16	All non-degree/non-certificate-seeking undergraduate students	149		
17	Number of students awarded aid		0	0
18	Percentage awarded aid		0	0
19	Total amount of aid awarded		0	0
20	Average amount of aid awarded			

Pricing Information	
Cost of attendance for full-time, first-time undergraduate students	

Charges for full academic year	2020-21	2021-22	2022-23
Published Tuition + fees total	22,260	24,214	24,308
<u>Books and supplies</u>	1,400	780	810
<u>On-campus: Food and housing</u>	12,108	12,572	12,667
<u>On-campus: Other expenses</u>	1,877	1,877	1,933
<u>Off-campus (not with family): Food and housing</u>	12,500	12,500	12,500
<u>Off-campus (not with family): Other expenses</u>	3,015	3,015	3,033
<u>Off-campus (with family): Other expenses</u>	3,015	3,015	3,033

Average Net Price			
	2020-21	2021-22	2022-23
Average institutional net price for Full-time, first-time degree/certificate-seeking undergraduate students paying the lower of in-state or in-district tuition rate for public institutions who were awarded grant or scholarship aid from the federal government, state/local government, or the institution	22,335	22,372	22,510
Average institutional net price for full-time, first-time degree/certificate-seeking undergraduate students paying the lower of in-state or in-district tuition rate for public institutions who were awarded any Title IV federal student aid by income level.			
\$0-30,000	16,974	14,578	16,485
\$30,001-48,000	17,078	16,565	14,355
\$48,001-75,000	19,464	20,932	19,670
\$75,001-110,000	23,864	22,875	22,938
\$110,001 and more	28,063	28,406	27,736
Total all income levels	21,756	21,403	21,869

Military Service Members and Veteran's Benefits			
Type of benefit/assistance		Number of students receiving benefits/assistance	Total dollar amount of benefits/assistance disbursed through the institution
<u>Post-9/11 GI Bill Benefits</u>			
Undergraduate students		98	1,267,339
Graduate students		41	628,963
Total		139	1,896,302
<u>Department of Defense Tuition Assistance Program</u>			
Undergraduate students		0	0
Graduate students		1	2,755
Total		1	2,755

Edit Report

Student Financial Aid

Source	Description	Severity	Resolved	Options
Screen: Full-time, first-time degree/certificate-seeking undergraduate students				
Screen Entry	The calculated average amount of grant or scholarship aid awarded to FTFT awarded Title IV Aid students from the federal government, state/local government, or the institution for this income level is smaller than expected in comparison with the other income levels. Please check the values reported for the number of these students who were awarded any Title IV aid (Col. 1) and the total amount of grant or scholarship aid awarded to them (Col. 3) and correct your data or explain the discrepancy. (Error #7317)	Explanation	Yes	
Reason	This was the total calculated by staff in the financial aid office. The data was reviewed and is correct.			
Screen: Military Servicemembers and Veteran's Benefits				
Screen Entry	This value is out of range compared to the prior year amount. Please correct your data or explain. (Error #7265)	Explanation	Yes	
Reason	There was one student who received this dollar amount from the DoD for a 3 credit course that started mid-October.			